



Interior Design Boards

Mood Board vs Materials Board


Inspiration boards

Sometimes called **mood boards** – are used **in the** initial “**inspiration**” part of the design cycle. They are a tool for visualizing your ideas for a space. You can manifest your ideas as images and use them as a means of narrowing down the final design proposal.

Sample boards

Sample boards are a tool used to show the client actual “samples” i.e. which specific items will go into the space. This board comes in the later “presentation” stage of the design cycle.

At this point, you should have a clear idea of what your design consists of – specific furniture items, a determined color palette and actual samples of your wall/floor coverings. This last part is quite essential. Having actual samples on your sample board is standard practice, as it allows your client to see and feel the material in relation to the rest of the design.



The differences in brief

- The mood board is used to capture different design ideas
- The materials board is a way to present your final design, especially the key elements.
















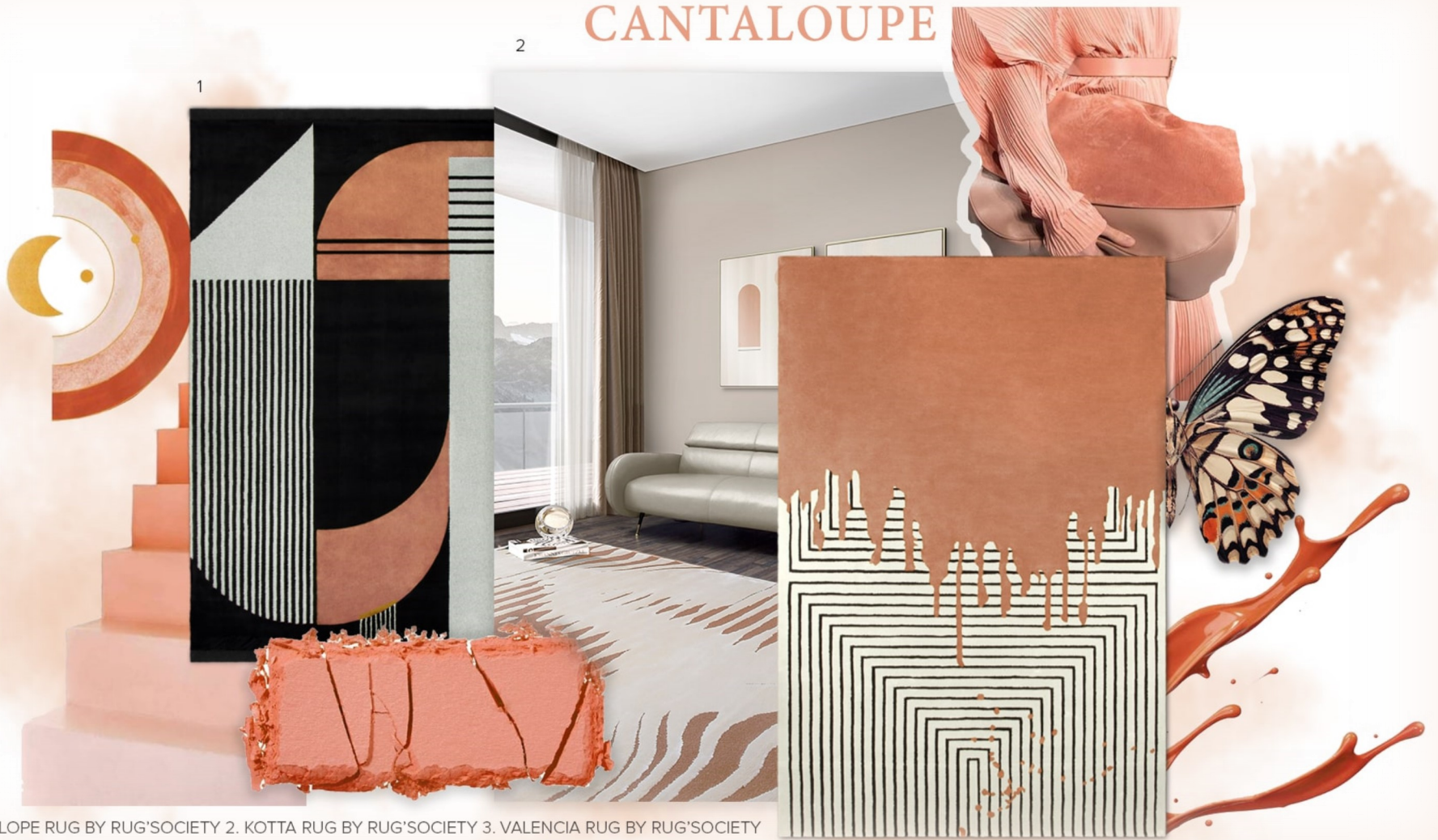
Garbe dining chair



CANTALOUPE

2

1



1. ANELOPE RUG BY RUG'SOCIETY 2. KOTTA RUG BY RUG'SOCIETY 3. VALENCIA RUG BY RUG'SOCIETY



Honeycomb
geometry





aayushi for
shivanidogra.in

